

# 2021-22 Texas Academic Performance Report (TAPR)

District Name: HURST-EULESS-BEDFORD ISD

Campus Name: SHADY OAKS EL

Campus Number: 220916107

2022 Accountability Rating: A

Distinction Designations:

Academic Achievement in ELA/Reading

Academic Achievement in Mathematics

Academic Achievement in Science

Top 25 Percent: Comparative Closing the Gaps

Postsecondary Readiness

This page is intentionally blank.

Texas Education Agency  
2021-22 STAAR Performance (TAPR)  
SHADY OAKS EL (220916107) - HURST-EULESS-BEDFORD ISD - TARRANT COUNTY

School Year	State	District	Campus	African American	Hispanic	White	American Indian												
-------------	-------	----------	--------	------------------	----------	-------	-----------------	--	--	--	--	--	--	--	--	--	--	--	--
















Texas Education Agency  
 2021-22 Bilingual Education/English as a Second Language (Current EB Students/EL) (TAPR)  
 SHADY OAKS EL (220916107) - HURST-EULESS-BEDFORD ISD - TARRANT COUNTY

Due to the cancellation of spring 2020 STAAR, 2022 and 2019 School progress and STAAR progress measure data are shown.

	School Year	State	District	Campus	Total Bilingual Education	BE-Trans Early Exit	BE-Trans Late Exit	BE-Dual Two-Way	BE-Dual One-Way	ALP Bilingual (Exception)	Total ESL	ESL Content-Based	ESL Pull-Out	ALP ESL (Waiver)	EB/EL with Parental Denial	Never EB/EL	Total EB/EL (Current)	Monitored & Former EB/EL
All Grades Mathematics	2022	69%	81%	79%	82%	-	82%	-	-	-	57%	-	57%	-	-	82%	76%	78%
	2019	70%	76%	67%	83%	-	83%	-	-	-	39%	-	-	-	-	-	-	-






Texas Education Agency  
 2021-22 STAAR Participation (TAPR)  
 SHADY OAKS EL (220916107) - HURST-EULESS-BEDFORD ISD - TARRANT COUNTY

	State	District	Campus	African American	Hispanic	White	American Indian	Asian	Pacific Islander	Two or More Races	Special Ed (Current)	Special Ed (Former)	Continuously Enrolled	Non-Continuously Enrolled	Econ Disadv	EB EL (Current & Monitored)
Not Included in Accountability: Other Exclusions	0%	1%	0%	*	0%	0%	-	-	*	*	0%	-	0%	0%	0%	0%
Not Tested	13%	5%	1%	*	0%	0%	-	-	*	*	0%	-	2%	0%	2%	0%
Absent	2%	2%	0%	*	0%	0%	-	-	*	*	0%	-	0%	0%	0%	0%
Other	10%	3%	1%	*	0%	0%	-	-	*	*	0%	-	2%	0%	2%	0%

\* Indicates results are masked due to small numbers to protect student confidentiality.  
 - Indicates there are no students in the group.

Texas Education Agency  
 2021-22 Attendance, Graduation, and Dropout Rates (TAPR)  
 SHADY OAKS EL (220916107) - HURST-EULESS-BEDFORD ISD - TARRANT COUNTY

	State	District	Campus	African American	Hispanic	White	American Indian	Asian	Pacific Islander	Two or More Races	Special Ed	Econ Disadv	EB/EL
Attendance Rate													
2020-21	95.0%	97.4%	96.6%	98.9%	96.3%	97.0%	*	*	*	98.0%	95.7%	96.1%	96.3%
2019-20	98.3%	99.0%	99.2%	97.7%	99.3%	99.2%	*	*	*	98.5%	98.2%		



Texas Education Agency  
 2021-22 Attendance, Graduation, and Dropout Rates (TAPR)  
 SHADY OAKS EL (220916107) - HURST-EULESS-BEDFORD ISD - TARRANT COUNTY

	State	District	Campus	African American	Hispanic	White	American Indian	Asian	Pacific Islander	Two or More Races			
--	-------	----------	--------	------------------	----------	-------	-----------------	-------	------------------	-------------------	--	--	--





Texas Education Agency  
 2021-22 Graduation Profile (TAPR)  
 SHADY OAKS EL (220916107) - HURST-EULESS-BEDFORD ISD - TARRANT COUNTY

	Campus Count	Campus Percent	District Count	State Count
Graduatesf(2020-21 Annual Graduates)				
Total Graduates	-	-	1,633	358,842
<b>By Ethnicity:</b>				
African American	-	-	313	44,018
Hispanic	-	-	500	183,306
White	-	-	544	103,898
American Indian	-	-	11	1,195
Asian	-	-	152	18,030
Pacific Islander	-	-	38	553
Two or More Races	-	-		



There is no data for this campus.

















Texas Education Agency  
2021-22 Staff Information (TAPR)  
SHADY OAKS EL (220916107) - HURST-EULESS-BEDFORD ISD - TARRANT COUNTY

- Indicates there is no data for the item.
- \* Indicates results are masked due to small numbers.
- \*\* When only one student disability or assessment group is masked, then the second smallest student disability or assessment group is masked regardless of size.
- n/a Indicates data reporting is not applicable for this group.
- ? Indicates that the data for this item were statistically improbable or were reported outside a reasonable range.

Link to: [PEIMS Financial Standard Reports 2020-21 Financial Actual Report](#)

(To open link in a new window, press the "Ctrl" key and click on the link.)